

Catastrophic Health Care Cost Program

**2018 Social
Services Conference**


*Kathryn Mooney
Program Director*



CATASTROPHIC HEALTH CARE COST PROGRAM BOARD MEMBERS

Roger Christensen	Chairman	Region 6	Bonneville County
Paul Christensen	Vice Chair	IAC Region 4	Cassia County
Russell Barron	Secretary	Director	Dept. H&W
Glen Bailey		IAC Region 1	Bonner County
Greg Johnson		IAC Region 2	Lewis County
Dave Case		IAC Region 3	Ada County
Bill Lasley		IAC Region 5	Power County
David High		Governor's Appointee	Boise
Senator Jim Guthrie		Leg. District 28	McCammon
Senator Maryanne Jordan		Leg. District 17	Boise
Rep. Tom Loertscher		Leg. District 32	Bone

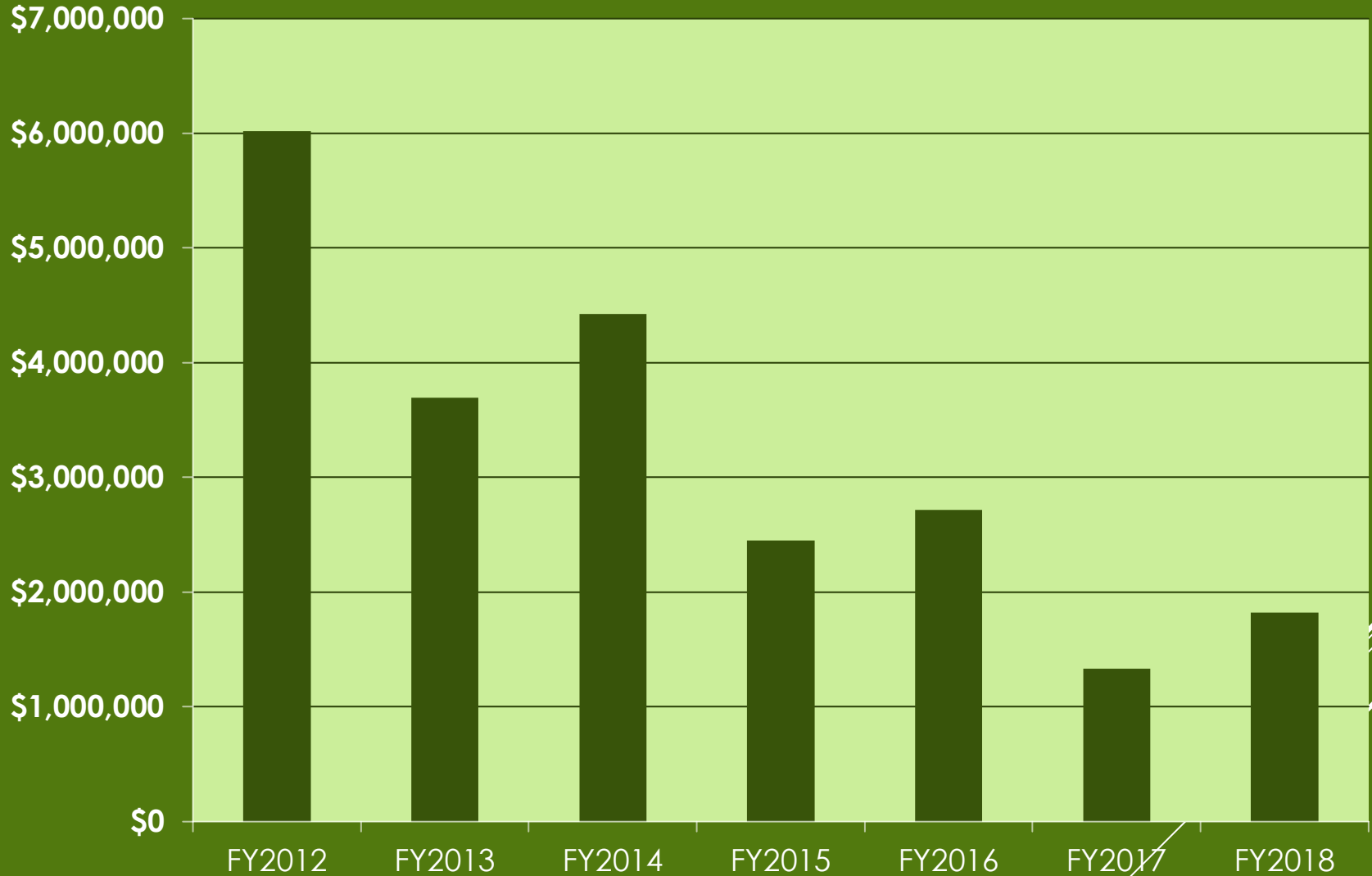
NEW KIDS ON THE BLOCK

- Boise Valerie Dresslar
 - Camas Erica Brixey
 - Clearwater Debbie Haskins
 - Elmore Deb Marceau
 - Jefferson Jackie Maupin
 - Lemhi Clint Morse
 - Nez Perce Kathy Smolinski
 - Teton Julie Wenger
- 

NEW CAT CASES APPROVED AND PROVIDER PAYMENTS FOR FISCAL 2017 AND FYDT2018

County	2017 Cases	2018 Cases	2017	2018	County	2017 Cases	2018 Cases	2017 Amount	2018 Amount
ADA	185	198	\$3,627,605	\$3,767,883	GOODING	15	18	\$648,975	298,354.29
ADAMS	5	3	\$85,065	\$14,401	IDAHO	6	4	\$75,799	160,134.69
BANNOCK	45	15	\$557,552	\$508,217	JEFFERSON	4	8	\$57,105	159,055.20
BEAR LAKE	6	2	\$30,593	\$20,509	JEROME	7	9	\$349,589	118,335.92
BENEWAH	1	0	\$5,704	\$0	KOOTENAI	38	20	\$551,546	579,569.58
BINGHAM	9	5	\$447,628	\$142,272	LATAH	5	9	\$71,645	119,561.27
BLAINE	15	10	\$261,259	\$186,062	LEMHI	4	3	\$81,528	42,020.76
BOISE	4	4	\$13,314	\$53,072	LEWIS	2	3	\$59,744	23,187.08
BONNER	3	5	\$59,245	\$51,471	LINCOLN	1	3	\$8,994	64,189.98
BONNEVILLE	11	15	\$109,127	\$659,759	MADISON	6	1	\$287,925	2,962.27
BOUNDARY	3	7	\$32,387	\$240,243	MINIDOKA	10	5	\$257,706	80,089.84
BUTTE	0	1	\$0	\$20,631	NEZ PERCE	14	11	\$134,140	145,938.76
CAMAS	1	0	\$22,065	\$0	ONEIDA	2	2	\$82,384	213,030.48
CANYON	45	47	\$1,368,828	\$1,490,890	OWYHEE	9	10	\$205,524	144,243.25
CARIBOU	1	1	\$58,770	\$4,131	PAYETTE	11	7	\$303,165	161,530.81
CASSIA	14	5	\$261,679	\$93,274	POWER	1	6	\$8,857	110,336.11
CLARK	0	0	\$0	\$0	SHOSHONE	6	3	\$118,463	79,109.15
CLEARWATER	5	6	\$210,729	\$32,358	TETON	0	0	\$0	0.00
CUSTER	3	0	\$4,879	\$0	TWIN FALLS	49	52	\$788,509	863,448.65
ELMORE	19	16	\$246,396	\$161,584	VALLEY	9	7	\$158,797	69,884.74
FRANKLIN	6	0	\$26,143	\$0	WASHINGTON	12	5	\$257,073	63,857.75
FREMONT	1	0	\$17,692	\$0					
GEM	7	7	\$393,833	\$57,744	TOTAL	584	533	\$12,352,238	11,131,537

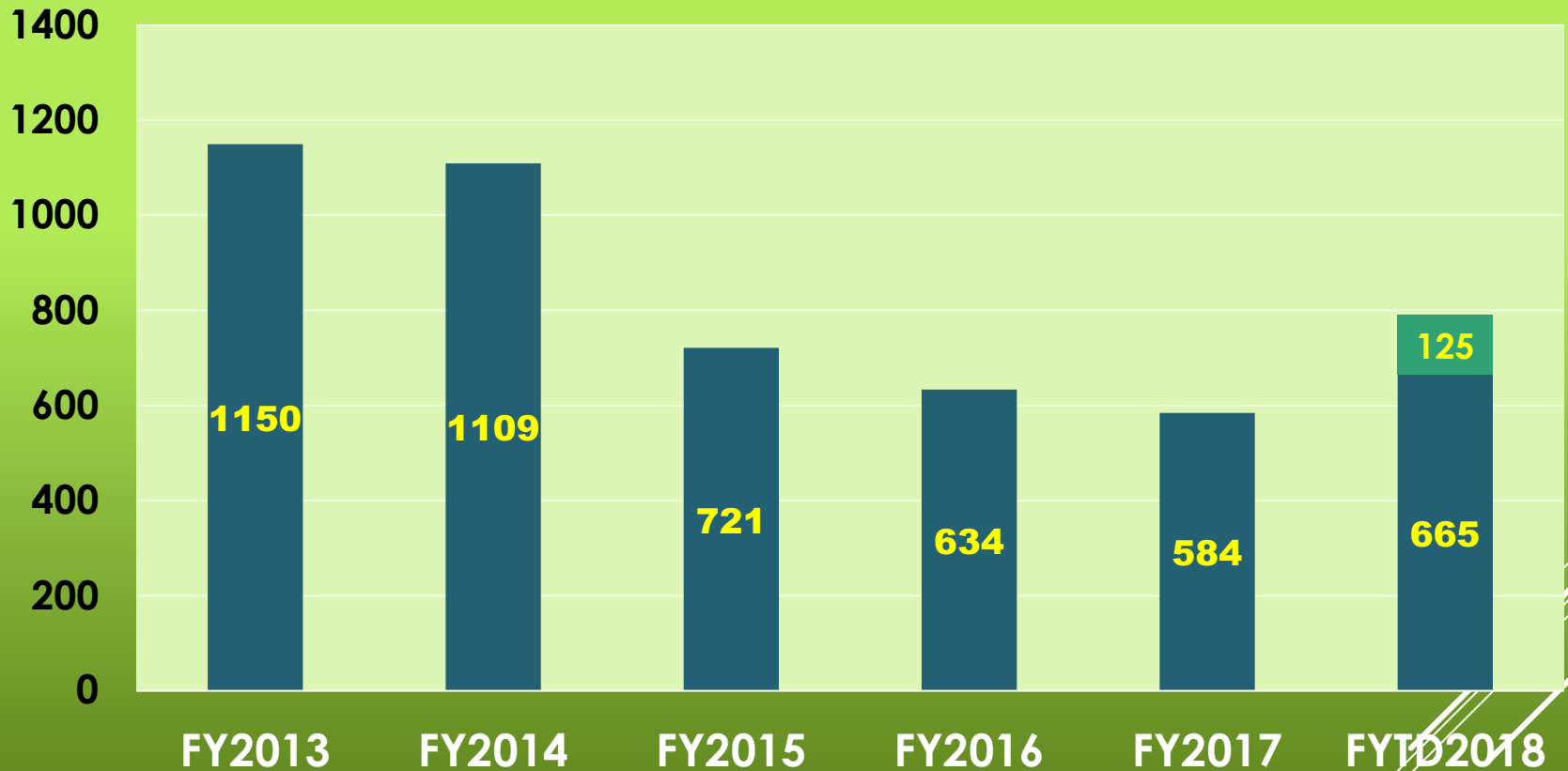
PAYMENTS FOR CONTINUING CARE



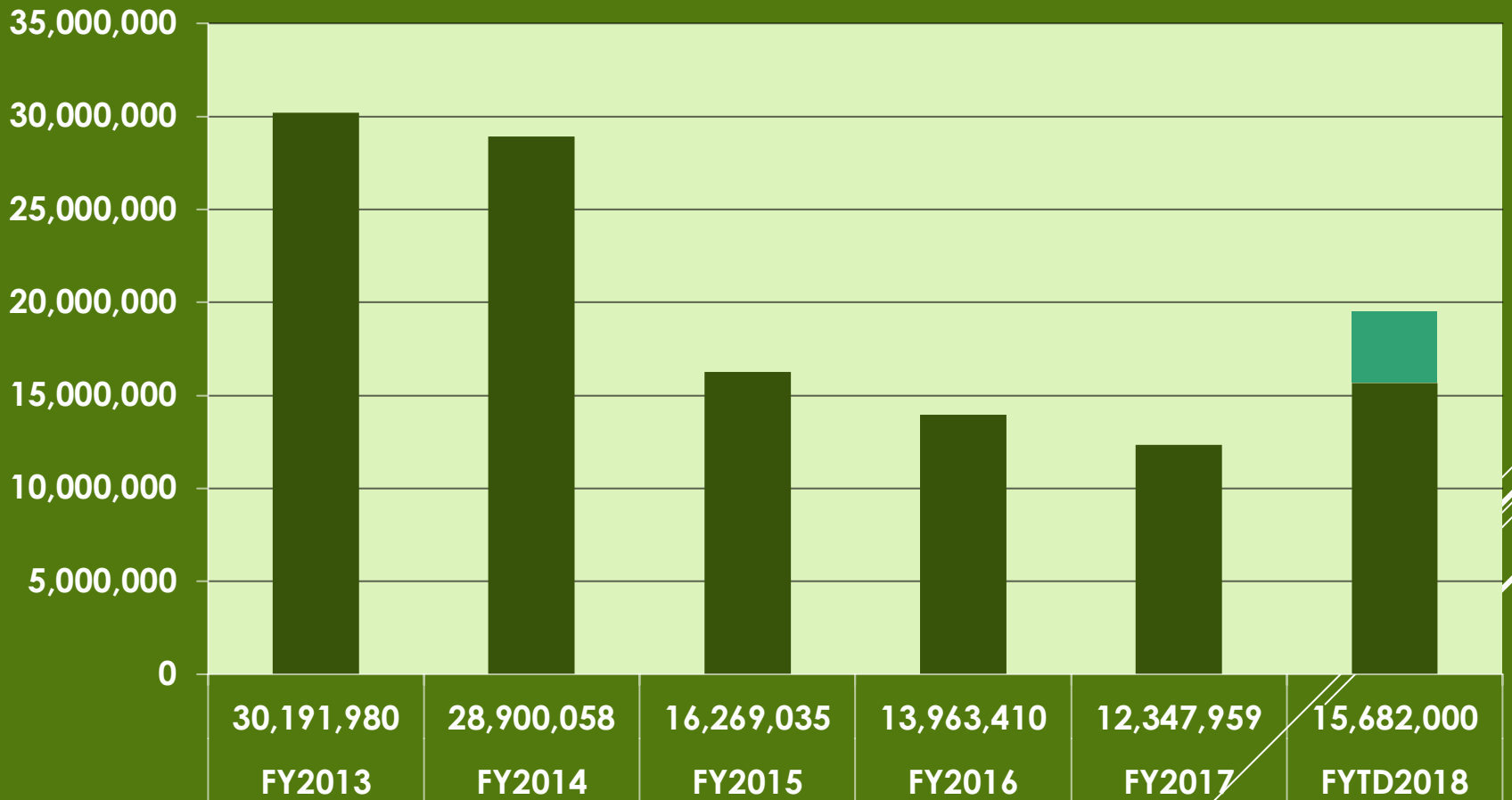
COMBINED STATE & COUNTY CASES & DOLLARS FISCAL YEAR 2017

DIAGNOSTIC CODE	AGE							GENDER		RESIDENT		HOUSEHOLD SIZE						AMOUNT PAID
	0 TO 10	11 TO 20	21 TO 30	31 TO 40	41 TO 50	51 TO 64	65+	MALE	FEM	YES	NO	1	2	3	4	5	6+	TOTAL
01 Accident-Vehicle	0	7	18	16	10	2	1	42	12	50	4	22	13	8	7	3	2	\$1,806,924
10 Accident-General	0	5	40	28	43	61	1	128	50	164	14	105	36	8	15	7	8	\$2,158,378
20 Coronary	0	4	18	24	55	119	6	144	82	220	6	124	60	22	10	7	3	\$3,633,119
30 Birth	0	0	0	1	0	0	0	0	1	1	0	0	0	0	1	0	0	\$11,000
40 Cancer	0	2	0	8	24	63	1	53	45	91	7	47	30	10	8	2	3	\$1,346,485
50 Respiratory	0	0	9	14	19	49	1	50	44	91	3	49	22	14	6	2	3	\$1,541,552
60 Mental Health	2	137	665	571	416	365	53	1191	1029	2172	48	1985	164	38	10	8	4	\$6,641,037
70 General	1	19	124	154	174	284	88	490	354	800	44	535	163	66	36	24	16	\$5,848,206
80 Chronic Disease	0	3	9	25	32	35	1	67	38	104	1	46	32	16	5	4	2	\$1,615,300
90 Infectious Disease	0	1	2	3	6	3	1	6	10	16	0	10	3	1	0	0	2	\$607,393
100 Neurology	0	0	1	2	2	9	0	6	8	14	0	7	5	1	0	1	0	\$294,635
200 Digestive System	0	10	60	73	85	112	5	156	189	328	17	161	85	41	26	17	15	\$3,901,400
TOTALS	3	188	946	919	866	1102	158	2333	1862	4051	144	3091	613	225	124	75	58	\$29,405,434

CAT CASE LOAD FYDT 2018



PROVIDER PAYMENTS WITH FYTD 2018



REIMBURSEMENTS RECEIVED

1ST ½ FY 2018

	Reimbursements			Reimbursements
Ada	\$322,385		Gooding	\$12,867
Adams	\$5,010		Idaho	\$8,457
Bannock	\$62,903		Jefferson	\$24,437
Bear Lake	\$1,630		Jerome	\$18,469
Benewah	\$13,612		Kootenai	\$137,884
Bingham	\$9,394		Latah	\$31,191
Blaine	\$10,551		Lemhi	\$3,865
Boise	\$25,915		Lewis	\$2,226
Bonner	\$21,285		Lincoln	\$3,621
Bonneville	\$14,926		Madison	\$10,489
Boundary	\$7,251		Minidoka	\$91,839
Butte	\$0		Nez Perce	\$6,578
Camas	\$0		Oneida	\$0
Canyon	\$106,246		Owyhee	\$19,683
Caribou	\$11,337		Payette	\$85,683
Cassia	\$0		Power	\$19,520
Clark	\$0		Shoshone	\$6,982
Clearwater	\$12,044		Teton	\$19,177
Custer	\$41,659		Twin Falls	\$115,838
Elmore	\$28,880		Valley	\$10,527
Franklin	\$5,175		Washington	\$7,936
Fremont	\$3,032			
Gem	\$16,369		Total	\$1,356,874

MEDICAL REVIEWS FY 2014 - 2018

	Fiscal 2014	Fiscal 2015	Fiscal 2016	Fiscal 2017	Fiscal 18 3/31
TOTAL	1494	1543	1528	1565	1326

THE APPLICATION AND THE APPEAL RIGHTS

WHO'S WHO &

Appeal

- ▶ Applicant
- ▶ 3rd party Applicant
- ▶ Hospital
- ▶ Provider

WHAT CAN THEY DO

Add on to Application

- ▶ Applicant
- ▶ 3rd party Applicant

A
S
S
7
9
N
M
E
N
7
S

LAST CLOSURES REQUEST RECEIVED

	Within Last 60 DAYS	60 DAYS – 6 MONTHS	6 MONTHS to 1 Year	OVER 1 YEAR	OVER 2 YEARS
ADA	February-18				
ADAMS			May-17		
BANNOCK	March-18				
BEAR LAKE			May-17		
BENEWAH			October-17		
BINGHAM	February-18				
BLAINE	April -18				
BOISE			August-17		
BONNER		December-17			
BONNEVILLE	March-18				
BOUNDARY	February-18				
BUTTE					October-14
CAMAS					June-11
CANYON	March-18				
CARIBOU			June-17		
CASSIA			May-17		
CLARK				NOTHING RCVD	
CLEARWATER	April - 18				
CUSTER		December-17			
ELMORE	February-18				
FRANKLIN			June-17		
FREMONT		November-17			

LAST CLOSURES REQUEST RECEIVED

A
S
S
7
9
G
N
M
E
N
7
S

	Within Last 90 DAYS	90 DAYS – 6 MONTHS	6 MONTHS to 1 Year	OVER 1 YEAR	OVER 2 YEARS
GEM		January-18			
GOODING				March-17	
IDAHO	April -18				
JEFFERSON	February-18				
JEROME		December-17			
KOOTENAI		November-17			
LATAH		January-18			
LEMHI	March-18				
LEWIS				February-17	
LINCOLN					March-15
MADISON	March-18				
MINIDOKA	February-18				
NEZ PERCE	February-18				
ONEIDA	March-18				
OWYHEE				September-16	
PAYETTE			October-17		
POWER				March-17	
SHOSHONE		September-17			
TETON					August-11
TWIN FALLS	March-18				
VALLEY			June-17		
WASHINGTON	March-18				

- ✓ Email would come with CAT case #'s in the subject line when inquiring about case related things.
- ✓ Scans into SCI would be legible, not include red or blue ink on them and would be in the correct category.
- ✓ NOTHING would EVER be scanned in the Medical Review category nor the CAT Request Pd category. Those 2 are not for your use.


For about 7 years...

- ✓ 84% (or better) of the cases submitted to the CAT for consideration went to the board the first time.

For the past year...

- ✓ NOW--- we're lucky if 65% go to the first board meeting.

IN CAROLYN'S PERFECT WORLD



QUESTIONS

