

*Catastrophic Health Care Cost Program*

**IAC**

**Health & Human  
Services Committee**

*Kathryn Mooney  
Program Director*



**IDAHO  
ASSOCIATION OF  
COUNTIES**



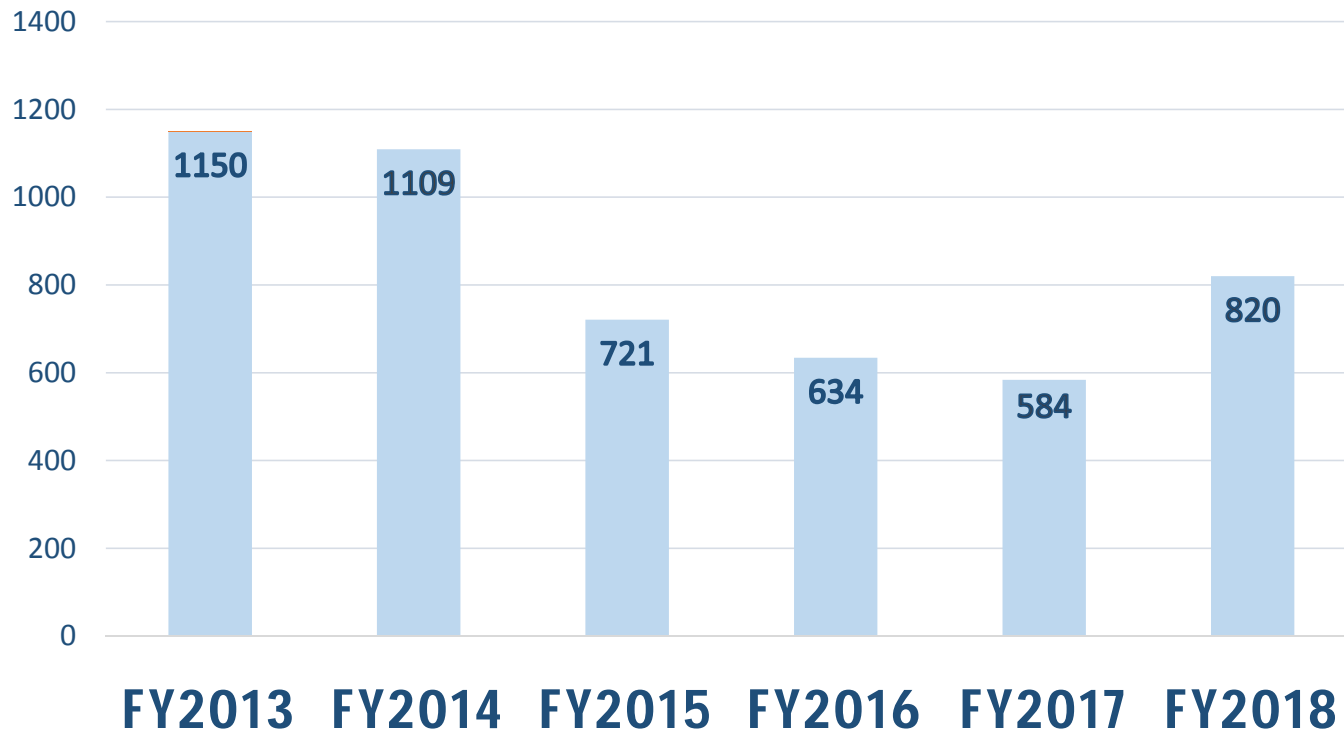
## Catastrophic Health Care Cost Program Board Members

<b>Roger Christensen</b>	<b>Chairman</b>	<b>Region 6</b>	<b>Bonneville County</b>
<b>Greg Johnson</b>	<b>Vice Chair</b>	<b>IAC Region 2</b>	<b>Lewis County</b>
<b>Russell Barron</b>	<b>Secretary</b>	<b>Director</b>	<b>Dept. H&amp;W</b>
<b>Glen Bailey</b>		<b>IAC Region 1</b>	<b>Bonner County</b>
<b>Paul Christiansen</b>		<b>IAC Region 4</b>	<b>Cassia County</b>
<b>Dave Case</b>		<b>IAC Region 3</b>	<b>Ada County</b>
<b>Bill Lasley</b>		<b>IAC Region 5</b>	<b>Power County</b>
<b>David High</b>		<b>Governor's Appointee</b>	<b>Boise</b>
<b>Senator Jim Guthrie</b>		<b>Leg. District 28</b>	<b>McCammon</b>
<b>Senator Maryanne Jordan</b>		<b>Leg. District 17</b>	<b>Boise</b>
<b>Rep. Tom Loertscher</b>		<b>Leg. District 32</b>	<b>Bone</b>

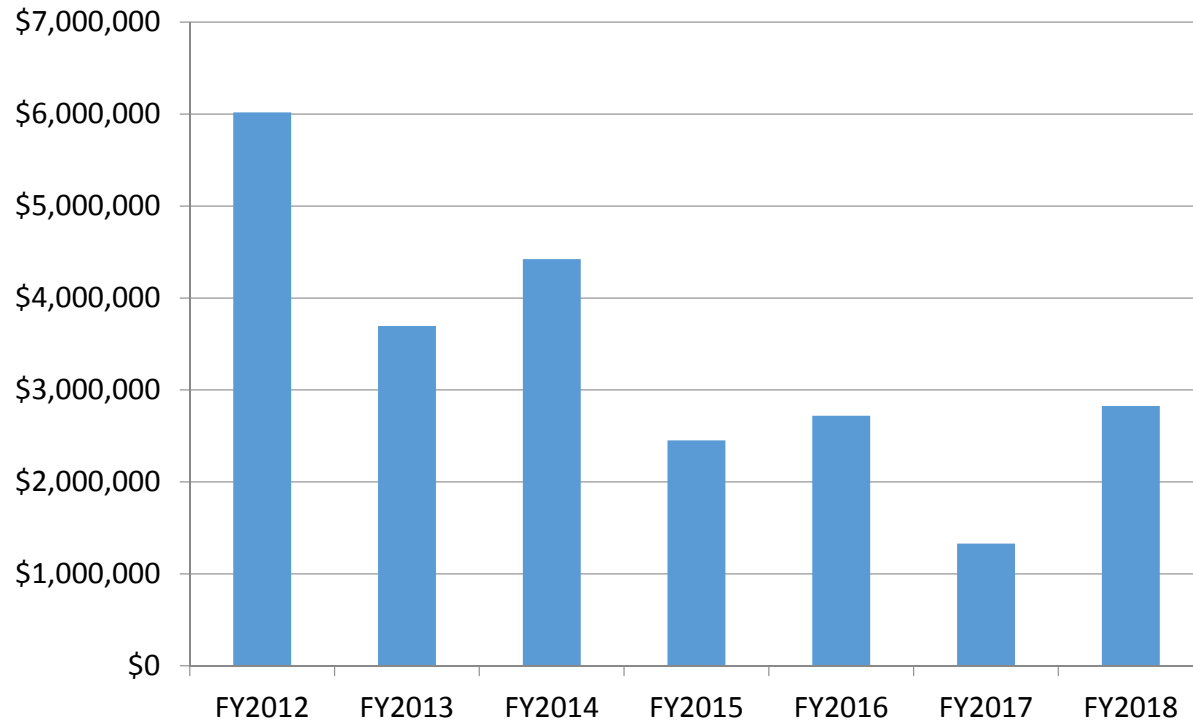
**NEW CAT Cases Approved and Provider Payments for  
State FY2017 and FY2018**

County	2017 Cases	2018 Cases	2017	2018	County	2017 Cases	2018 Cases	2017 Amount	2018 Amount
ADA	185	275	\$3,627,605	\$6,150,004	GOODING	15	27	\$648,975	\$474,778
ADAMS	5	8	\$85,065	\$226,111	IDAHO	6	6	\$75,799	\$193,229
BANNOCK	45	31	\$557,552	\$760,442	JEFFERSON	4	8	\$57,105	\$159,055
BEAR LAKE	6	2	\$30,593	\$56,257	JEROME	7	19	\$349,589	\$334,643
BENEWAH	1	0	\$5,704	\$0	KOOTENAI	38	36	\$551,546	\$1,065,300
BINGHAM	9	9	\$447,628	\$241,439	LATAH	5	15	\$71,645	\$246,686
BLAINE	15	17	\$261,259	\$294,832	LEMHI	4	3	\$81,528	\$42,234
BOISE	4	7	\$13,314	\$252,670	LEWIS	2	4	\$59,744	\$32,076
BONNER	3	8	\$59,245	\$200,228	LINCOLN	1	3	\$8,994	\$79,098
BONNEVILLE	11	22	\$109,127	\$914,717	MADISON	6	2	\$287,925	\$103,824
BOUNDARY	3	8	\$32,387	\$292,316	MINIDOKA	10	8	\$257,706	\$144,999
BUTTE	0	2	\$0	\$38,164	NEZ PERCE	14	15	\$134,140	\$214,140
CAMAS	1	0	\$22,065	\$0	ONEIDA	2	2	\$82,384	\$277,988
CANYON	45	76	\$1,368,828	\$2,581,141	OWYHEE	9	14	\$205,524	\$267,692
CARIBOU	1	2	\$58,770	\$6,643	PAYETTE	11	12	\$303,165	\$226,324
CASSIA	14	14	\$261,679	\$409,228	POWER	1	8	\$8,857	\$154,481
CLARK	0	0	\$0	\$0	SHOSHONE	6	5	\$118,463	\$158,966
CLEARWATER	5	8	\$210,729	\$122,354	TETON	0	1	\$0	\$17,817
CUSTER	3	1	\$4,879	\$11,278	TWIN FALLS	49	76	\$788,509	\$1,784,137
ELMORE	19	31	\$246,396	\$894,736	VALLEY	9	11	\$158,797	\$115,458
FRANKLIN	6	2	\$26,143	\$42,983	WASHINGTON	12	7	\$257,073	\$72,519
FREMONT	1	1	\$17,692	\$54,316					
GEM	7	14	\$393,833	\$280,547	TOTAL	584	820	\$12,352,238	\$19,995,852

# CAT Case load FY 2018



# Payments for Continuing Care

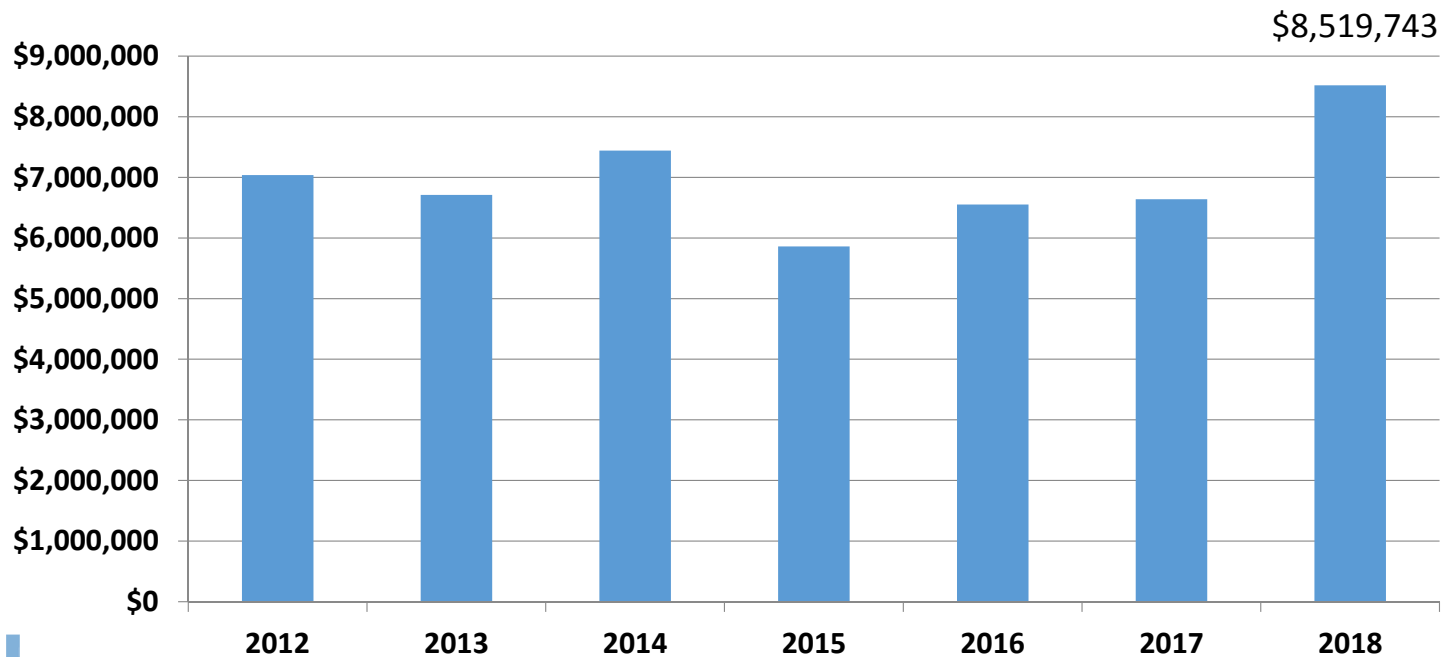


## COMBINED STATE & COUNTY CASES & DOLLARS Fiscal Year 2018

DIAGNOSTIC CODE	AGE							GENDER		RESIDENT		HOUSEHOLD SIZE						AMOUNT PAID
	0 TO 10	11 TO 20	21 TO 30	31 TO 40	41 TO 50	51 TO 64	65+	MALE	FEMALE	YES	NO	1	2	3	4	5	6+	TOTAL
Accident-Vehicle	0	8	11	15	15	7	1	34	23	50	7	27	15	9	2	2	2	\$1,592,938
Accident-General	0	11	50	38	44	66	0	149	60	198	11	121	45	17	14	7	5	\$3,144,413
Coronary	0	2	18	27	73	189	9	217	100	307	10	166	93	28	19	6	5	\$5,757,396
Birth	0	0	0	2	0	0	0	0	2	2	0	0	0	1	1	0	0	\$13,692
Cancer	0	1	9	26	28	95	6	81	83	161	3	83	46	17	10	3	5	\$2,067,100
Respiratory	0	0	8	6	20	61	4	42	56	93	5	53	24	5	8	4	5	\$1,662,673
Mental Health	10	191	692	624	397	345	63	1318	1058	2330	46	2053	196	62	18	9	7	\$8,519,743
General	0	23	148	161	197	317	109	532	420	906	46	580	186	81	47	31	25	\$8,623,669
Chronic Disease	0	4	18	25	54	72	3	108	67	170	5	90	42	33	7	4	1	\$2,927,801
Infectious Disease	0	0	3	1	3	7	2	6	10	16	0	6	4	5	0	1	0	\$161,723
Neurology	0	1	1	7	5	10	0	12	12	23	1	12	4	2	3	2	1	\$856,683
Digestive System	0	11	57	70	91	152	9	194	192	364	22	182	89	46	30	21	18	\$5,373,671
<b>TOTALS</b>	<b>10</b>	<b>252</b>	<b>1015</b>	<b>1002</b>	<b>927</b>	<b>1321</b>	<b>206</b>	<b>2693</b>	<b>2083</b>	<b>4620</b>	<b>156</b>	<b>3373</b>	<b>744</b>	<b>306</b>	<b>159</b>	<b>90</b>	<b>74</b>	<b>\$40,701,503</b>

TOTAL Admin. Costs           \$5,134,133  
 TOTAL Legal Costs Paid       \$1,614,831  
 Medical Review Costs         \$355,737  
**\$7,104,700**

# Mental Health Costs Over the Years



# Indigent Trends

## County Case Load

<b>Fiscal Yr.</b>	<b>2014</b>	<b>2015</b>	<b>2016</b>	<b>2017</b>	<b>2018</b>
New Case Load	<b>4,864</b>	<b>3,795</b>	<b>4,080</b>	<b>4195</b>	<b>4776</b>
County Provider Payments	\$22,552,726	\$17,714,102	\$17,638,975	\$17,053,196	\$20,708,294
CAT Provider Payments	\$28,976,000	\$18,615,111	\$16,310,661	\$12,352,238	\$19,993,209
Combined State County \$ \$ to Providers	\$51,528,726	\$36,329,213	\$33,949,636	\$29,405,434	\$40,701,503



# Medical Reviews FY 2014 - 2018

	Fiscal 2014	Fiscal 2015	Fiscal 2016	Fiscal 2017	Fiscal 2018
<b>TOTAL</b>	<b>1494</b>	<b>1543</b>	<b>1528</b>	<b>1565</b>	<b>1723</b>



## Reimbursements Received FY 2018

	Reimbursements
Ada	\$655,741
Adams	\$5,010
Bannock	\$144,625
Bear Lake	\$5,678
Benewah	\$32,562
Bingham	\$19,101
Blaine	\$22,016
Boise	\$38,656
Bonner	\$128,699
Bonneville	\$14,926
Boundary	\$59,256
Butte	\$1,266
Camas	\$0
Canyon	\$223,154
Caribou	\$13,820
Cassia	\$32,604
Clark	\$0
Clearwater	\$68,129
Custer	\$61,339
Elmore	\$66,386
Franklin	\$5,175
Fremont	\$7,867
Gem	\$36,439

	Reimbursements
Gooding	\$41,082
Idaho	\$21,104
Jefferson	\$103,438
Jerome	\$75,896
Kootenai	\$275,688
Latah	\$36,732
Lemhi	\$10,196
Lewis	\$5,010
Lincoln	\$3,621
Madison	\$15,675
Minidoka	\$163,501
Nez Perce	\$14,455
Oneida	\$0
Owyhee	\$31,386
Payette	\$112,657
Power	\$23,310
Shoshone	\$14,779
Teton	\$19,667
Twin Falls	\$277,916
Valley	\$20,025
Washington	\$10,869
Total	\$2,919,456

# Budget Request 2020

<b>2018 Cash on Hand</b>		<b>\$11,947,659</b>	
<b>2019 Appropriation</b>			<b>\$10,000,000</b>
<b>Operating Exp.</b>			<b>\$435,000</b>
<b>Estimated Revenue</b>	<b>(Dedicated Funds)</b>	<b>\$ 2,500,000</b>	<b>2,500,000</b>
<b>FY2020 Request</b>	<b>General Fund</b>		<b>20,000,000</b>
<b>Total Estimated Need</b>	<b>Combined Funds</b>		<b>20,900,000</b>



# QUESTIONS

